

LEADERFUL

LEADERFUL

ELECTRICAL CONDUIT, CONDULETS AND FITTINGS

Conduit Fittings
& Supports



JUN 2023

LEADERFUL

ELECTRICAL CONDUIT, CONDULETS AND FITTINGS

Leaderful Technology (Ningbo) Co., Ltd.

Pr: Conduit Fittings & Supports
Web: www.leaderful-tech.com
Email: sales@leaderful-tech.com

www.leaderful-tech.com

Conduit Bushings Insulated, Cast Iron



Catalog Number Insulated	Trade Size	Dimensions	
		A (Inch)	B (Inch)
CB50	1/2"	1.08	0.57
CB75	3/4"	1.31	0.57
CB100	1"	1.61	0.65
CB125	1-1/4"	1.91	0.71
CB150	1-1/2"	2.16	0.73
CB200	2"	2.72	0.73
CB250	2-1/2"	3.23	0.94
CB300	3"	3.88	0.94
CB350	3-1/2"	4.43	0.94
CB400	4"	4.89	0.94
CB500	5"	6.10	1.14
CB600	6"	7.15	1.14

Locknuts, Steel




Catalog Number	Trade Size	Dimensions	
		A (Inch)	B (Inch)
LN50	1/2"	1.14	0.23
LN75	3/4"	1.39	0.23
LN100	1"	1.73	0.27
LN125	1-1/4"	2.08	0.27
LN150	1-1/2"	2.40	0.30
LN200	2"	2.91	0.30
LN250	2-1/2"	3.46	0.33
LN300	3"	4.14	0.33
LN350	3-1/2"	4.69	0.33
LN400	4"	5.25	0.34
LN500	5"	6.54	0.34
LN600	6"	7.90	0.34

Reducing Bushings, Steel




Catalog Number	Trade Size	Dimensions	
		A (Inch)	B (Inch)
RB1	1/2"-3/8"	0.81	0.49
RB2	3/4" -1/2"	1.04	0.57
RB3	1"-1/2"	1.28	0.64
RB4	1"-3/4"	1.28	0.64
RB5	1 1/4"-1/2"	1.63	0.69
RB6	1 1/4"-3/4"	1.63	0.69
RB7	1 1/4"-1"	1.63	0.69
RB8	1 1/2"-1/2"	1.86	0.75
RB9	1 1/2"-3/4"	1.86	0.75
RB10	1 1/2"-1"	1.86	0.75
RB11	1 1/2"-1 1/4"	1.86	0.75
RB12	2"-1/2"	2.33	0.82
RB13	2"-3/4"	2.33	0.82
RB14	2"-1"	2.33	0.82
RB15	2"-1 1/4"	2.33	0.82
RB16	2"-1 1/2"	2.33	0.82

Reducing Bushings, Cast Iron



Catalog Number	Trade Size	Dimensions	
		A (Inch)	B (Inch)
RB17	2 1/2"-1"	2.88	1.30
RB18	2 1/2"-1 1/4"	2.88	1.30
RB19	2 1/2"-1 1/2"	2.88	1.30
RB20	2 1/2"-2"	2.88	1.30
RB21	3"-1 1/4"	3.50	1.54
RB22	3"-1 1/2"	3.50	1.54
RB23	3"-2"	3.50	1.54
RB24	3"-2 1/2"	3.50	1.54
RB25	3 1/2"-1 1/2"	4.00	1.59
RB26	3 1/2"-2"	4.00	1.59
RB27	3 1/2"-2 1/2"	4.00	1.59
RB28	3 1/2"-3"	4.00	1.59
RB29	4"-2"	4.51	1.77
RB30	4"-2 1/2"	4.51	1.77
RB31	4"-3"	4.51	1.77
RB32	4"-3 1/2"	4.51	1.77

Three Piece Couplings, Cast Iron




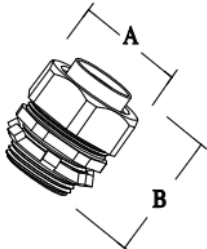

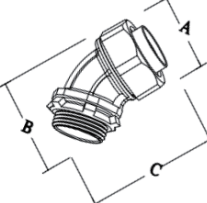

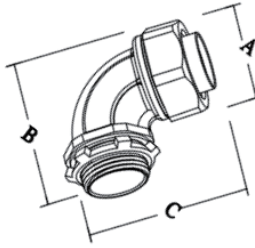
Catalog Number	Trade Size	Dimensions	
		A (Inch)	B (Inch)
R3K50	1/2"	1.36	1.31
R3K75	3/4"	1.41	1.57
R3K100	1"	1.62	1.87
R3K125	1-1/4"	1.83	2.28
R3K150	1-1/2"	1.94	2.59
R3K200	2"	2.23	3.14
R3K250	2-1/2"	3.09	3.72
R3K300	3"	3.19	4.37
R3K350	3-1/2"	3.37	4.90
R3K400	4"	3.45	5.44
R3K500	5"	3.58	7.04
R3K600	6"	3.79	8.13

Conduit Hubs, Cast Iron



Catalog Number	Trade Size	Dimensions		
		A (Inch)	B (Inch)	C (Inch)
MHUB50	1/2"	1.54	1.54	1.54
MHUB75	3/4"	1.77	1.77	1.77
MHUB100	1"	2.15	2.15	2.15
MHUB125	1-1/4"	2.50	2.50	2.50
MHUB150	1-1/2"	3.00	3.00	3.00
MHUB200	2"	3.35	3.35	3.35
MHUB250	2-1/2"	3.92	3.92	3.92
MHUB300	3"	4.74	4.74	4.74
MHUB350	3-1/2"	5.39	5.39	5.39
MHUB400	4"	5.91	5.91	5.91
MHUB500	5"	7.36	3.46	6.10
MHUB600	6"	8.39	3.62	7.25

**Liquidtight Connectors-
Cast Iron and Steel**

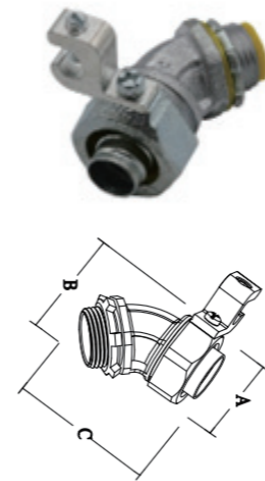
	Dimensions						
	Catalog Number	Size	K.O. Size	A (Inch)	B (Inch)	C (Inch)	NPT Thread Length (mm)
Straight  	STB38	3/8"	1/2"	1.18	1.72		13.45
	STB50	1/2"	1/2"	1.36	7.73		13.45
	STB75	3/4"	3/4"	1.61	1.81		14.75
	STB100	1"	1"	1.89	1.85		16.74
	STB125	1-1/4"	1-1/4"	2.39	2.06		16.90
	STB150	1-1/2"	1-1/2"	2.62	3.38		17.50
	STB200	2"	2"	3.24	2.49		18.10
	STB250	2-1/2"	2-1/2"	3.89	3.21		26.38
	STB300	3"	3"	4.74	3.37		27.60
	STB350	3-1/2"	3-1/2"	5.31	3.40		28.15
	STB400	4"	4"	5.82	3.68		28.50
	STB500*	5"	5"	6.97	4.07		34.00
STB600*	6"	6"	8.11	4.32		34.00	
45°  	STB4538	3/8"	1/2"	1.18	1.39	2.51	13.45
	STB4550	1/2"	1/2"	1.36	1.50	2.51	13.45
	STB4575	3/4"	3/4"	1.61	1.73	2.70	14.75
	STB45100	1"	1"	1.89	2.11	3.05	16.74
	STB45125	1-1/4"	1-1/4"	2.39	2.56	3.65	16.90
	STB45150	1-1/2"	1-1/2"	2.62	2.77	4.01	17.50
	STB45200	2"	2"	3.24	3.38	4.01	18.10
	STB45250	2-1/2"	2-1/2"	3.89	4.68	4.64	26.38
	STB45300	3"	3"	4.74	5.33	7.01	27.60
	STB45350	3-1/2"	3-1/2"	5.31	5.81	7.33	29.35
	STB45400	4"	4"	5.82	6.42	8.20	29.35
	90°  	STB9038	3/8"	1/2"	1.18	1.96	2.47
STB9050		1/2"	1/2"	1.36	2.10	2.54	13.45
STB9075		3/4"	3/4"	1.61	2.45	2.82	14.75
STB90100		1"	1"	1.89	2.83	3.08	16.74
STB90125		1-1/4"	1-1/4"	2.39	3.15	3.53	16.90
STB90150		1-1/2"	1-1/2"	2.62	3.50	4.17	17.50
STB90200		2"	2"	3.24	4.02	4.69	18.10
STB90250		2-1/2"	2-1/2"	3.89	6.23	6.74	26.38
STB90300		3"	3"	4.74	6.91	7.52	27.60
STB90350		3-1/2"	3-1/2"	5.31	7.57	7.93	28.15
STB90400		4"	4"	5.82	8.07	8.72	29.00
STB90500*		5"	5"	6.97	16.95	17.19	34.00

**Liquidtight Connectors
with Alu. Grounding
lug- Cast Iron and Steel**

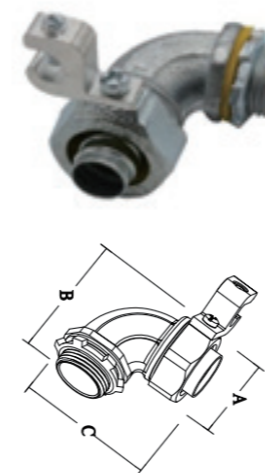
Straight




45°





90°




	Dimensions					
	Catalog Number	Size	Lug Size	A (Inch)	B (Inch)	C (Inch)
Straight	STB38L	3/8"	#4 - #14	1.18	1.72	
	STB50L	1/2"	#4 - #14	1.36	7.73	
	STB75L	3/4"	#4 - #14	1.61	1.81	
	STB100L	1"	#4 - #14	1.89	1.85	
	STB125L	1-1/4"	#4 - #14	2.39	2.06	
	STB150L	1-1/2"	#4 - #14	2.62	3.38	
	STB200L	2"	#4 - #14	3.24	2.49	
	STB250L	2-1/2"	#1/0 - #14	3.89	3.21	
	STB300L	3"	#1/0 - #14	4.74	3.37	
	STB350L	3-1/2"	250MCM - #6	5.31	3.40	
	STB400L	4"	250MCM - #6	5.82	3.68	
	45°	STB4538L	3/8"	#4 - #14	1.18	1.39
STB4550L		1/2"	#4 - #14	1.36	1.50	2.51
STB4575L		3/4"	#4 - #14	1.61	1.73	2.70
STB45100L		1"	#4 - #14	1.89	2.11	3.05
STB45125L		1-1/4"	#4 - #14	2.39	2.56	3.65
STB45150L		1-1/2"	#4 - #14	2.62	2.77	4.01
STB45200L		2"	#4 - #14	3.24	3.38	4.01
STB45250L		2-1/2"	#1/0 - #14	3.89	4.68	4.64
STB45300L		3"	#1/0 - #14	4.74	5.33	7.01
STB45350L		3-1/2"	250MCM - #6	5.31	5.81	7.33
STB45400		4"	250MCM - #6	5.82	6.42	8.20
90°		STB9038L	3/8"	#4 - #14	1.18	1.96
	STB9050L	1/2"	#4 - #14	1.36	2.10	2.54
	STB9075L	3/4"	#4 - #14	1.61	2.45	2.82
	STB90100L	1"	#4 - #14	1.89	2.83	3.08
	STB90125L	1-1/4"	#4 - #14	2.39	3.15	3.53
	STB90150L	1-1/2"	#4 - #14	2.62	3.50	4.17
	STB90200L	2"	#4 - #14	3.24	4.02	4.69
	STB90250L	2-1/2"	#1/0 - #14	3.89	6.23	6.74
	STB90300L	3"	#1/0 - #14	4.74	6.91	7.52
	STB90350L	3-1/2"	250MCM - #6	5.31	7.57	7.93
	STB90400L	4"	250MCM - #6	5.82	8.07	8.72


Sealing Gaskets, Steel/NBR	Steel		Dimensions	
	Catalog Number	Trade Size	A (Inch)	B (Inch)
	SR50	1/2"	1.14	0.16
	SR75	3/4"	1.37	0.16
	SR100	1"	1.62	0.16
	SR125	1-1/4"	1.98	0.16
	SR150	1-1/2"	2.25	0.16
	SR200	2"	2.75	0.16


Paralled Type Clamp, Cast Iron, HDG optional	Catalog Number		Trade Size
		PARC50M	
PARC75M			3/4"
PARC100M			1"
PARC125M			1-1/4"
PARC150M			1-1/2"
PARC200M			2"
PARC250M			2-1/2"
PARC300M			3"
PARC350M			3-1/2"
PARC400M			4"

Beam Clamp - Cast Iron, HDG optional	Catalog Number		Tap Size	Trade Size	Max.load(lbs)	Jaw Opening
		BC100M		1/4 - 20	1"	125
BCA100M*			10 - 24	1"	125	3/4"
BCB100M			3/8 - 16	1"	250	3/4"
BC150M			5/16-18	1-1/2"	300	11/16"
BC200M			3/8 - 16	2"	300	7/8"
BCA200M			1/2 - 13	2"	300	7/8"
BC250M			1/2 - 13	2 1/2"	600	1-1/8"

*BCA-100M for use with bridle ring

Edge Type Clamp, Cast Iron, HDG optional	Catalog Number		Trade Size
		ETC50M	
ETC75M			3/4"
ETC100M			1"
ETC125M			1-1/4"
ETC150M			1-1/2"
ETC200M			2"
ETC250M			2-1/2"
ETC300M			3"

Right Angle Type - Cast Iron, HDG	Catalog Number		Trade Size
		KRA50M	
KRA75M			3/4"
KRA100M			1"
KRA125M			1-1/4"
KRA150M			1-1/2"
KRA200M			2"
KRA250M			2-1/2"
KRA300M			3"
KRA350M			3-1/2"
KRA400M			4"

U Bolts - Heavy Duty, Steel	Catalog Number		Trade Size	Bolt Size
		UBM50HD		1/2"
UBM75HD			3/4"	5/16"-18
UBM100HD			1"	5/16"-18
UBM125HD			1-1/4"	5/16"-18
UBM150HD			1-1/2"	5/16"-18
UBM200HD			2"	3/8"-16
UBM250HD			2-1/2"	3/8"-16
UBM300HD			3"	3/8"-16
UBM350HD			3-1/2"	3/8"-16
UBM400HD			4"	3/8"-16

**One Hole Strap,
Cast Iron,
HDG optional**



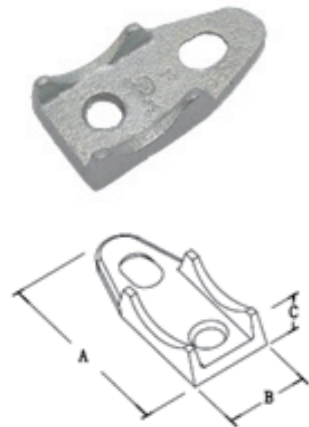
Catalog Number	Trade Size	Dimensions		
		A (Inch)	B (Inch)	C (Inch)
ORS50M	1/2"	1.98	0.67	0.97
ORS75M	3/4"	2.37	0.76	1.10
ORS100M	1"	2.90	0.82	1.44
ORS125M	1-1/4"	3.12	0.82	1.77
ORS150M	1-1/2"	3.90	1.05	2.06
ORS200M	2"	4.77	1.36	2.59
ORS250M	2-1/2"	5.45	1.36	3.05
ORS300M	3"	6.74	1.54	3.77
ORS350M	3-1/2"	7.72	1.91	4.24
ORS400M	4"	8.13	2.07	4.98
ORS500M	5"	10.94	2.55	6.22
ORS600M	6"	12.71	2.91	7.45

**One Hole Strap,
Steel**



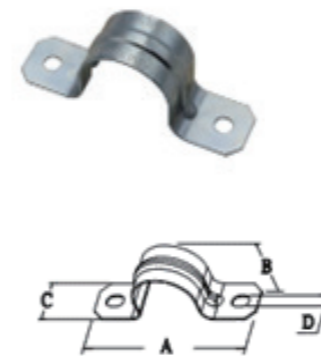
Catalog Number	Trade Size	Dimensions			
		A (Inch)	B (Inch)	C (Inch)	D (Inch)
ORS50S	1/2"	1.87	0.87	0.63	0.25
ORS75S	3/4"	2.23	1.05	0.74	0.31
ORS100S	1"	2.60	1.29	0.87	0.36
ORS125S	1-1/4"	2.98	1.62	0.87	0.36
ORS150S	1-1/2"	3.54	1.81	1.00	0.43
ORS200S	2"	4.14	2.28	1.13	0.54
ORS250S	2-1/2"	4.96	2.89	1.24	0.57
ORS300S	3"	5.60	3.39	1.24	0.57
ORS350S	3-1/2"	6.26	3.91	1.24	0.57
ORS400S	4"	6.77	4.31	1.24	0.57

**Clamp Back,
Cast Iron,
HDG optional**



Catalog Number	Trade Size	Rigid	EMT	Dimensions		
				A (Inch)	B (Inch)	C (Inch)
KB50M	1/2"	1/2"	1/2" & 3/4"	2.06	1.01	0.44
KB75M	3/4"	3/4"	3/4" & 1"	2.44	1.20	0.48
KB100M	1"	1"	1" & 1-1/4"	2.92	1.31	0.56
KB125M	1-1/4"	1-1/4"	1-1/4" & 1-1/2"	3.41	1.49	0.67
KB150M	1-1/2"	1-1/2"	1-1/2" & 2"	3.78	1.52	0.76
KB200M	2"	2"	2"	4.73	1.92	0.80
KB250M	2-1/2"	2-1/2"	2-1/2"	5.48	2.42	0.80
KB300M	3"	3"	3"	6.66	2.63	0.83
KB350M	3-1/2"	3-1/2"	3-1/2"	7.12	2.87	1.03
KB400M	4"	4"	4"	8.43	3.12	1.09
KB500M	5"	5"	5"	10.78	3.68	1.30
KB600M	6"	6"	6"	12.68	3.96	1.89

**Two Hole Strap,
Steel**



Catalog Number	Trade Size	Dimensions			
		A (Inch)	B (Inch)	C (Inch)	D (Inch)
TRS50S	1/2"	2.46	0.82	0.61	0.19
TRS75S	3/4"	2.83	1.07	0.69	0.19
TRS100S	1"	3.36	1.35	0.87	0.25
TRS125S	1-1/4"	4.11	1.69	0.87	0.25
TRS150S	1-1/2"	4.65	1.96	0.87	0.25
TRS200S	2"	5.06	2.43	0.99	0.32
TRS250S	2-1/2"	5.77	2.91	0.99	0.38
TRS300S	3"	6.24	3.54	0.99	0.38
TRS350S	3-1/2"	7.19	4.02	0.99	0.38
TRS400S	4"	7.76	4.52	0.99	0.38